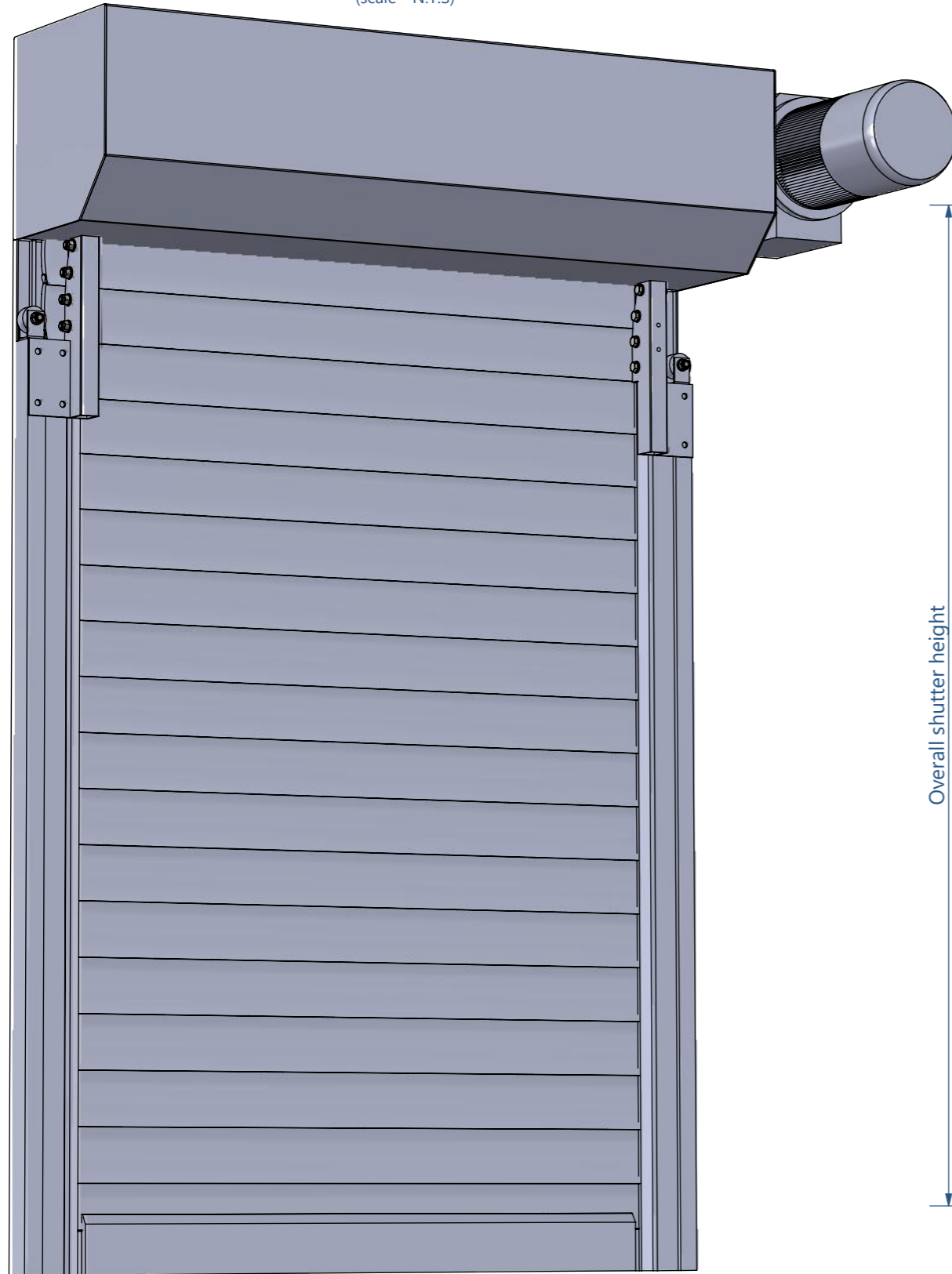
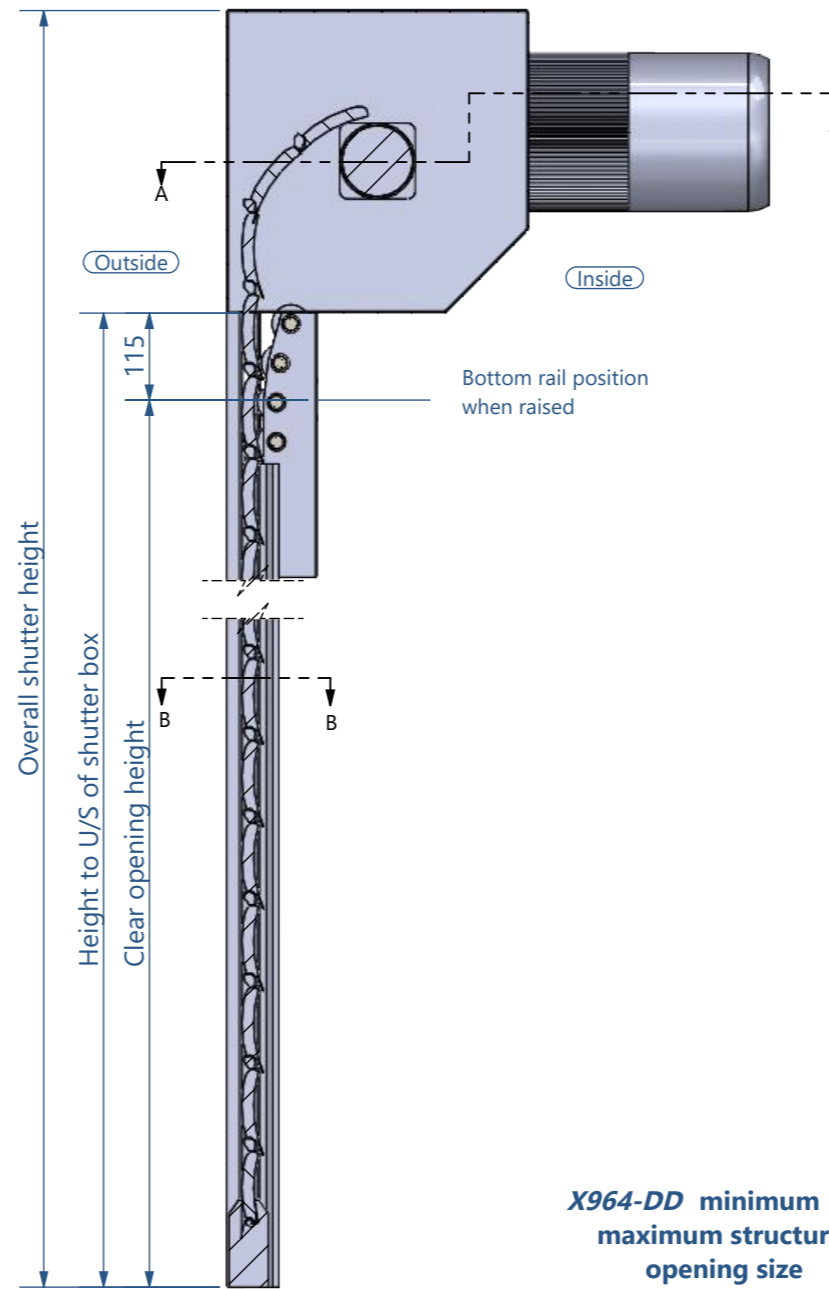


# X964-DD - SR4 RATED-DIRECT DRIVE MOTOR

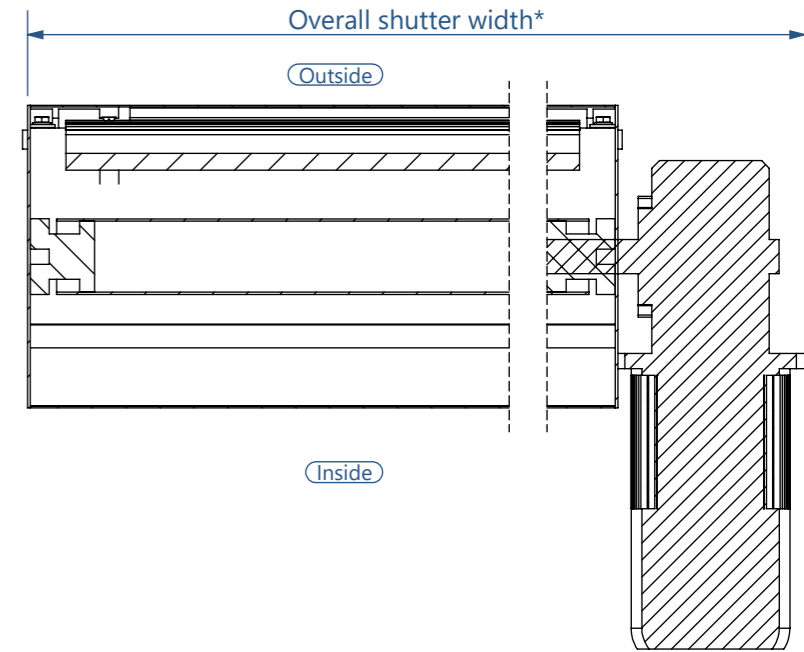
**Elevation**  
(scale - N.T.S)



**Section**  
(scale - 1:10)

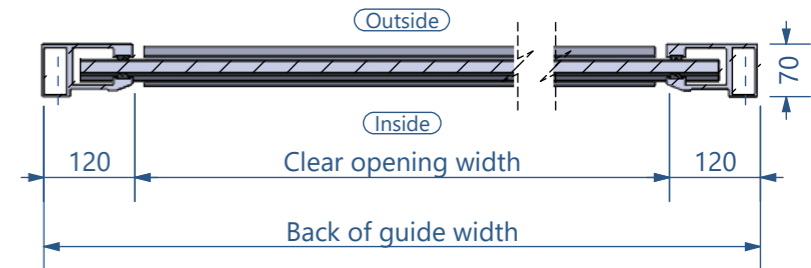


**Plan through: A-A**  
(scale - 1:10)



\*Overall shutter width dimension depending on direct drive specifications

**Plan through: B-B**  
(scale - 1:10)



**X964-DD minimum and maximum structural opening size**

	Minimum	Maximum
Height	1000 mm	6000 mm
Width	1000 mm	6000 mm

**X964-DD Guide box sizes**

Overall Shutter Height	Overall Shutter Width 2000 mm
1000 mm	400x400 endplate
2000 mm	400x400 endplate
3000 mm	400x400 endplate
4000 mm	400x400 endplate
5000 mm	500x500 endplate
6000 mm	500x500 endplate

NOTES: This drawing is copyright and must not be reproduced whole or in part without prior written consent.

DRAWN BY:  
AF

CHECKED BY:  
BM

APPROVED BY:  
RH

REVISIONS:  
A - Initial Issue - 31/05/2018 - AF

PROJECT:  
Standard details

DRAWING TITLE:  
X964 -DD

SCALE:  
1:10 @ A3

Projection:  
first angle

DATE:  
31/05/2018

PROJECT NO:  
XN - STD

DRAWING NO:  
115 A



**SECURITY DIRECT**  
www.securitydirectuk.com