
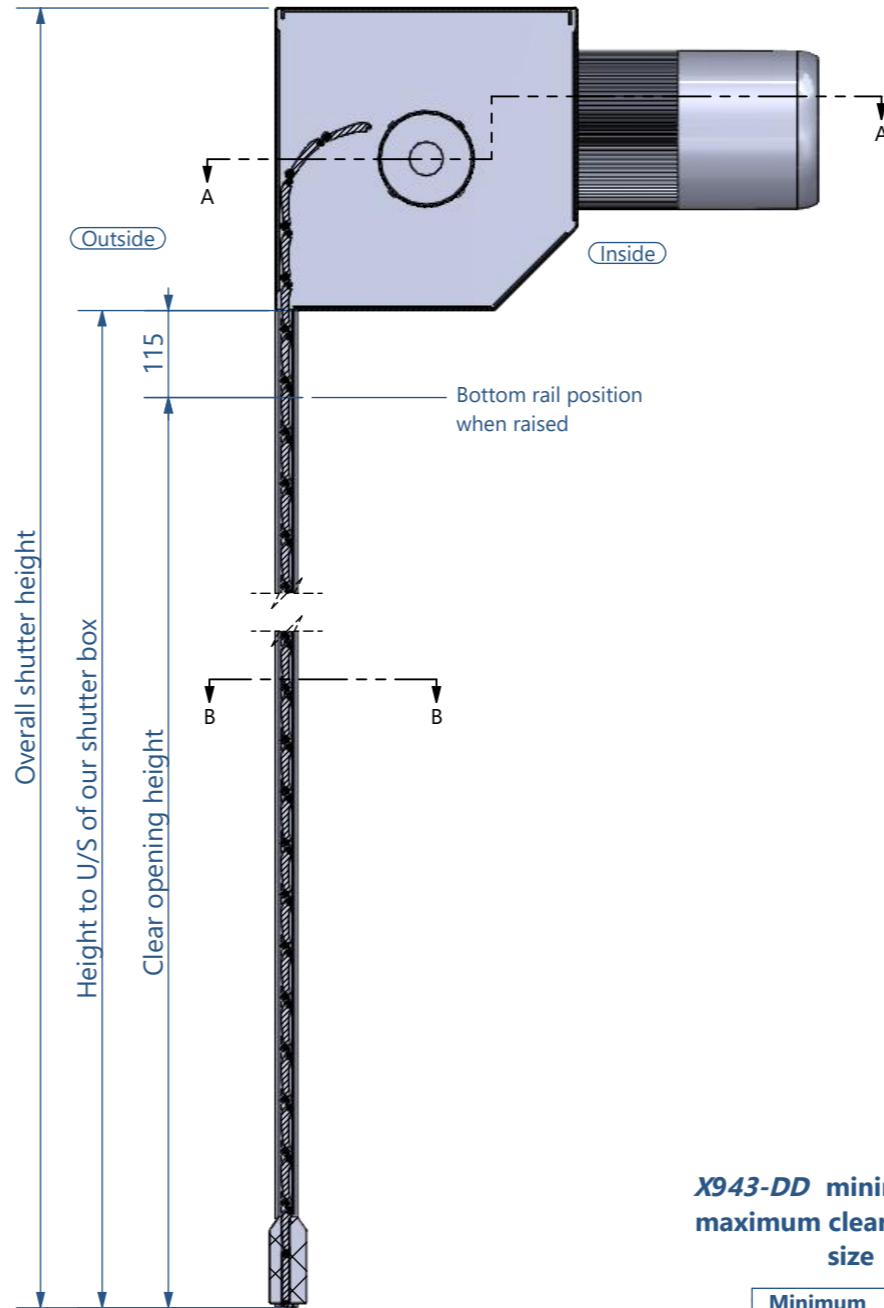


X943-DD - SR3 RATED-DIRECT DRIVE MOTOR

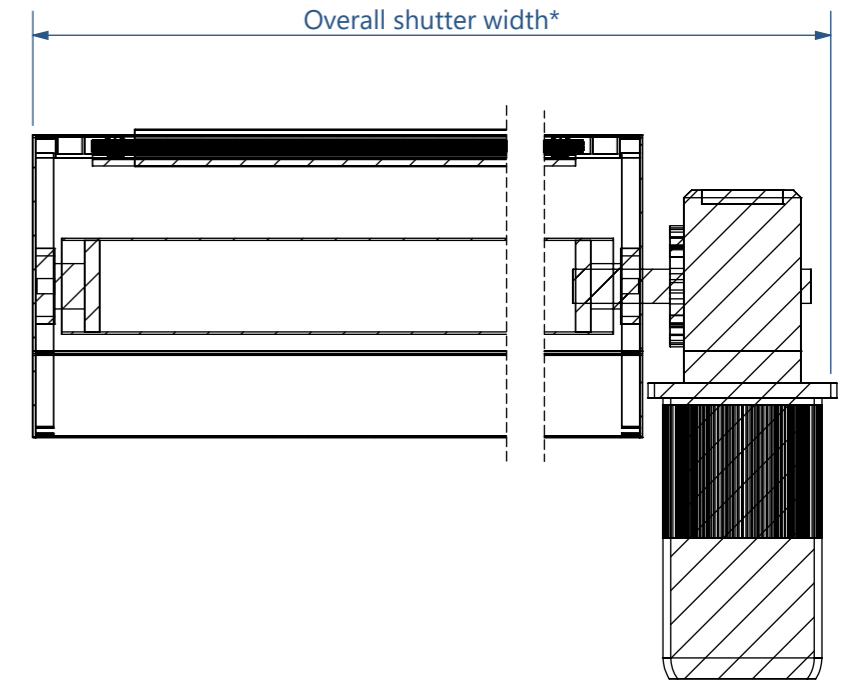
Elevation
(scale - N.T.S)



Section
(scale - 1:10)

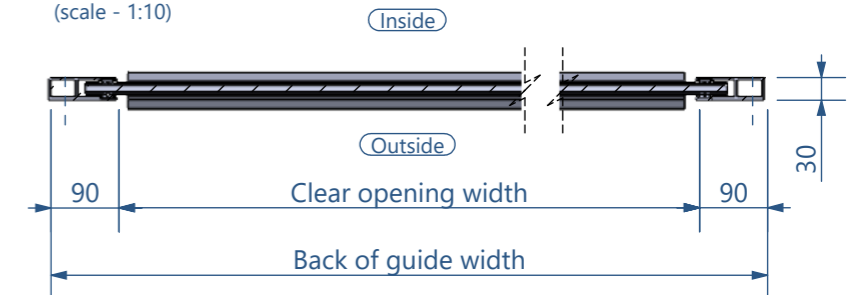


Plan through: A-A
(scale - 1:10)



*Overall shutter width dimension depending on direct drive motor specifications

Plan through: B-B
(scale - 1:10)



X943-DD minimum and maximum clear opening size

	Minimum	Maximum
Height	2000 mm	6000 mm
Width	1000 mm	8000 mm

X 943-DD Guide box sizes

Overall Shutter Height	Overall Shutter Width 2000 mm
2000 mm	400x400 endplate
3000 mm	400x400 endplate
4000 mm	400x400 endplate
5000 mm	500x500 endplate
6000 mm	500x500 endplate

NOTES: This drawing is copyright and must not be reproduced whole or in part without prior written consent.

DRAWN BY:
AF

CHECKED BY:
BM

APPROVED BY:
RH

REVISIONS:
A - Initial Issue - 31/05/2018 - AF

PROJECT:
Standard details

DRAWING TITLE:
X943 -DD

SCALE:
NTS @ A3

Projection:
first angle

DATE:
31/05/2018

PROJECT NO:
XN - STD

DRAWING NO:
113 A



SECURITY DIRECT
www.securitydirectuk.com