
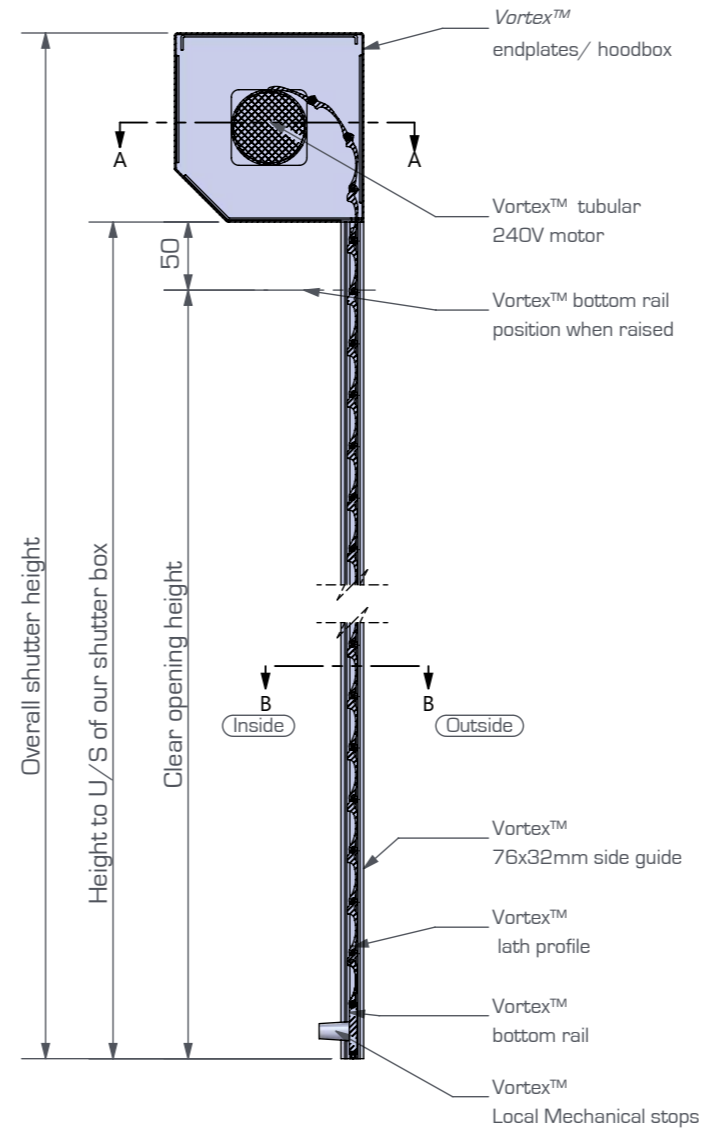


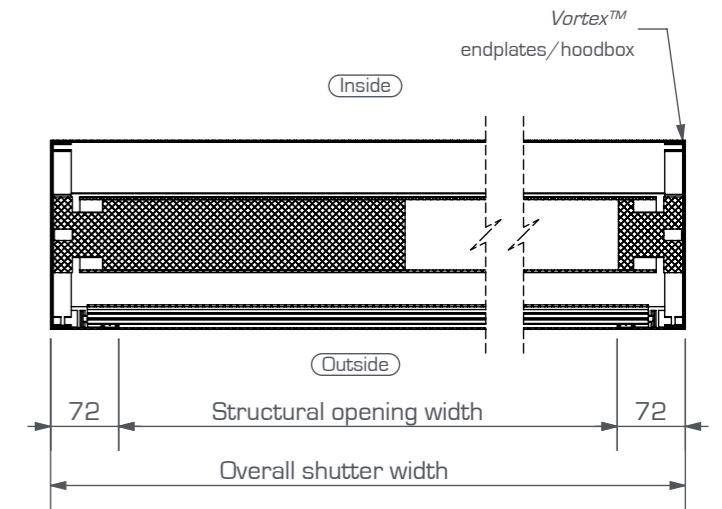
Elevation
(scale - N.T.S)



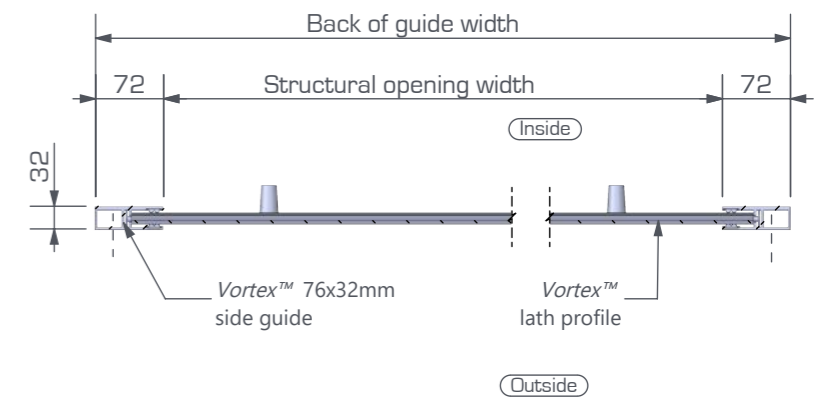
Section
(scale - 1:10)



Plan through: A-A
(scale - 1:10)



Plan through: B-B
(scale - 1:10)



Vortex™ -TM Guide box sizes

Overall Shutter Height	Endplate dimension
1600 mm	150x150 endplate
2350 mm	160x160 endplate
2750 mm	180x180 endplate
3500mm	205x205 endplate

SD-VX-TM01-1906-STD-VX-210
NOTES: This drawing is copyright of CGT Security Ltd and must not be reproduced whole or in part without prior written consent.



SECURITY DIRECT
www.securitydirectuk.com

DRAWN BY: PROJECT:
BM Standard Drawing Library

CHECKED BY: DRAWING TITLE:
- STANDARD DRAWING - Vortex™ -TM security shutter detail

APPROVED BY: SCALE: Projection: DATE: PROJECT NO: DRAWING NO:
RM 1:10 @ A3 first angle 27/06/2019 CHSTD-VX 110 A