



**Security Direct**  
property protection

Large Product Range ☐  
Competitive Prices ☐  
25 years Experience ☐

## Continental Commercial Roller Shutter



**SECURITYDIRECT**  
Specialist Security Solutions



## Key Benefits

- Offices, Shop Fronts, Serveries and Car Parks
- Compact Aluminium Box and Guides - Steel Curtain
- Medium to High Security
- Solid Laths as standard
- Optional:- Perforated Laths - 18% Vision, Punched Laths - 25% Vision
- Up to 5800mm wide openings
- Single Phase Tube Motor
- Powder Coated White, Brown, Black or Cream as standard
- 2-3 week lead time (Subject to change)





## Product Overview

### Description

The RSA75 Continental Roller is the most popular shutter for Offices and Shops. The continental shutter uses the Galvanised Steel curtain, but uses Aluminium Box and Guides. The Aluminium Box and Guides are more compact and neater option, compared to steel boxes and guides. The laths are also available Solid, Perforated (18% Vision) and Punched (25% Vision).

### Common use

Offices, Shop Fronts, Serveries

### Maximum Width

5800mm

### Maximum Height

3400mm

### Weight

12kgs m/2

### Standard Finish

Powder Coated White, Brown, Black or Cream as standard. Other BS or RAL colours are available at an extra cost.

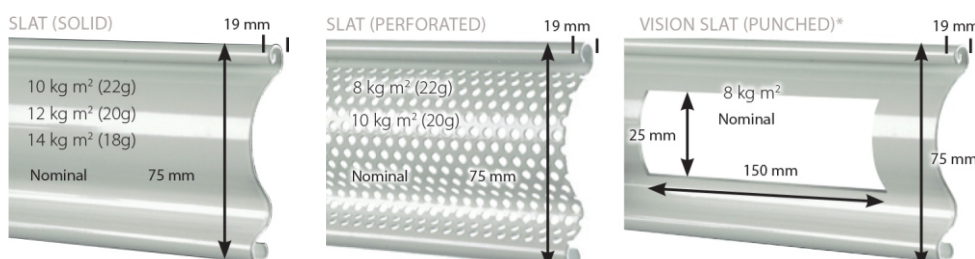
### Lead Time

10-15 working days (subject to change)

## Specification

### CURTAIN SLAT

Single skin 76mm (3") curved steel slat. Wall thickness 0.7mm or 0.9mm depending on overall shutter opening width. Solid laths are standard with the option of Perforated (18% Vision) and Punched (25% Vision) at an additional cost.



### Punched Curtain

150 mm x 25 mm regular punched hole with 50 mm space between. Available as brick bond or in line configuration. Provides 25% vision. Not available in a galvanised finish, must be powder coated. Price does not include powder coating. (Priced on clear opening sizes).

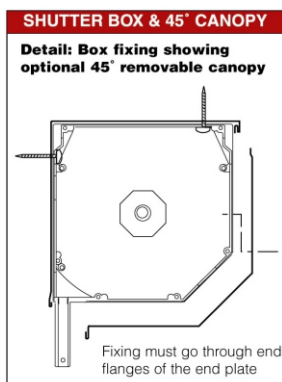
\*Please note: Punched products must be powder coated



## Specification

### SHUTTER BOX

Galvanised steel end plates, with a full Aluminium hood/fascia as standard. Powder Coated White Brown, Black or Cream as standard. Other VS or RAL colours are available at an additional cost.



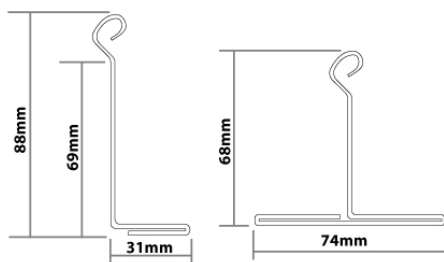
Guide Height (mm) - Plate Size (mm) - (Internal/External Fit)

1399	-	250/250
1999	-	250/300
2599	-	300/300
2999	-	300/350
3400	-	350/400

\* Endplate sizes shown as a guide only and may increase dependent on shutter width.

### BOTTOM RAIL

Galvanised steel 'T' shaped bottom rail is provided as standard. The option of an "L" is available when face fixing or need to miss a door handle on one side of the opening. Both the "T" rail and "L" Rail are available with a Rubber Bottom Seal and Safety Edge at an additional cost.



#### "L" section

Safety edge only available on "L" section

#### "T" section

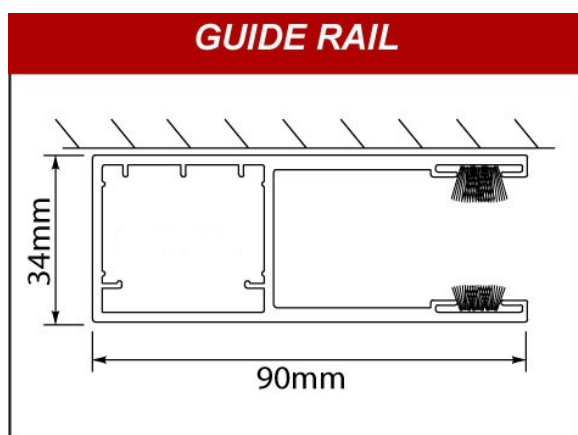
"D" rubber seal only available on "T" section



## Specification

### GUIDE CHANNELS

Extruded Aluminium Laths, with brush seals. For reveal fixing and larger openings, a 30mm x 30mm box section will be used on the back of the guide, to accommodate the larger motors. Powder Coated White, Brown, Black or Cream as standard. Other BS or RAL colours are available at an extra cost.



### OPERATION

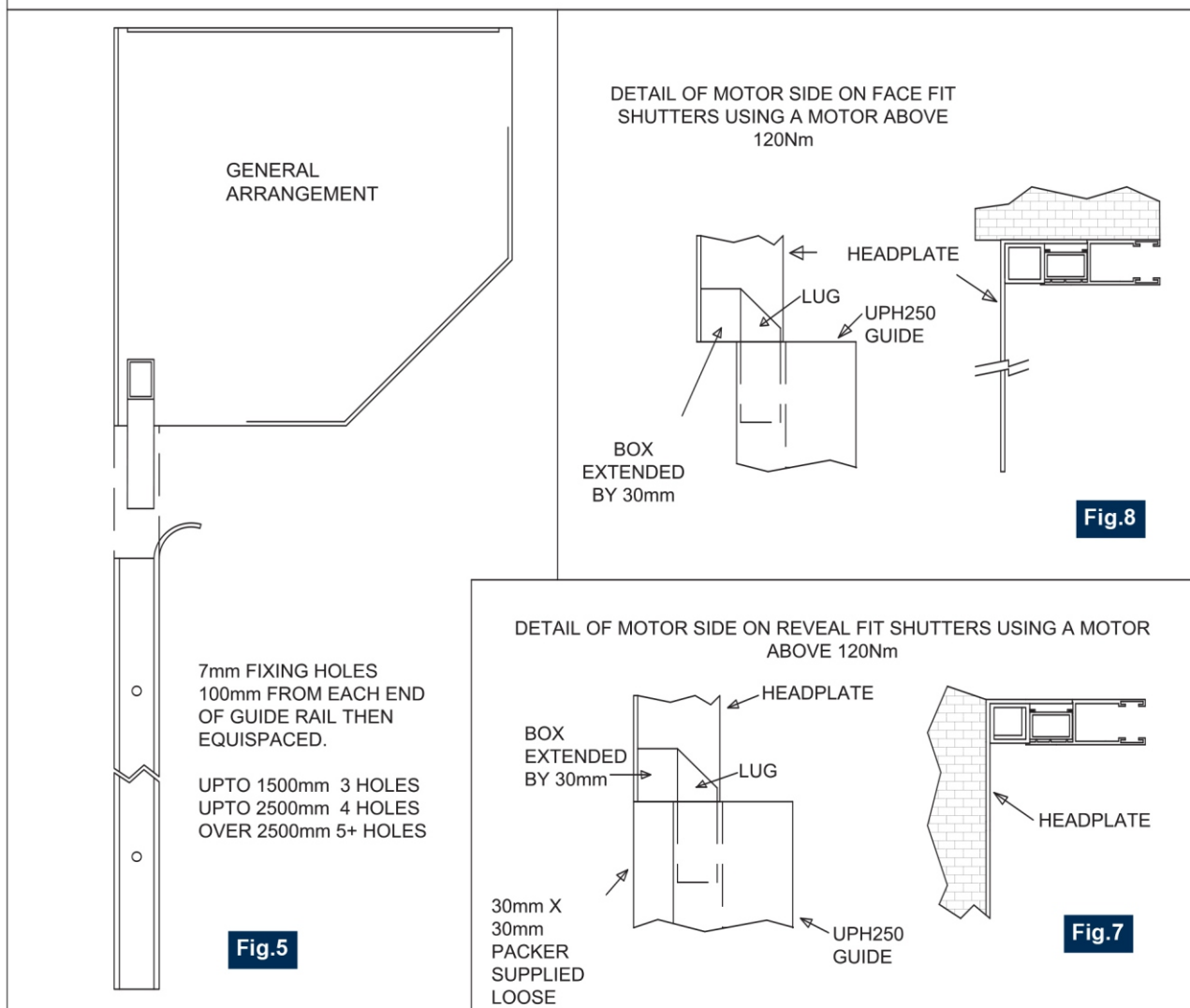
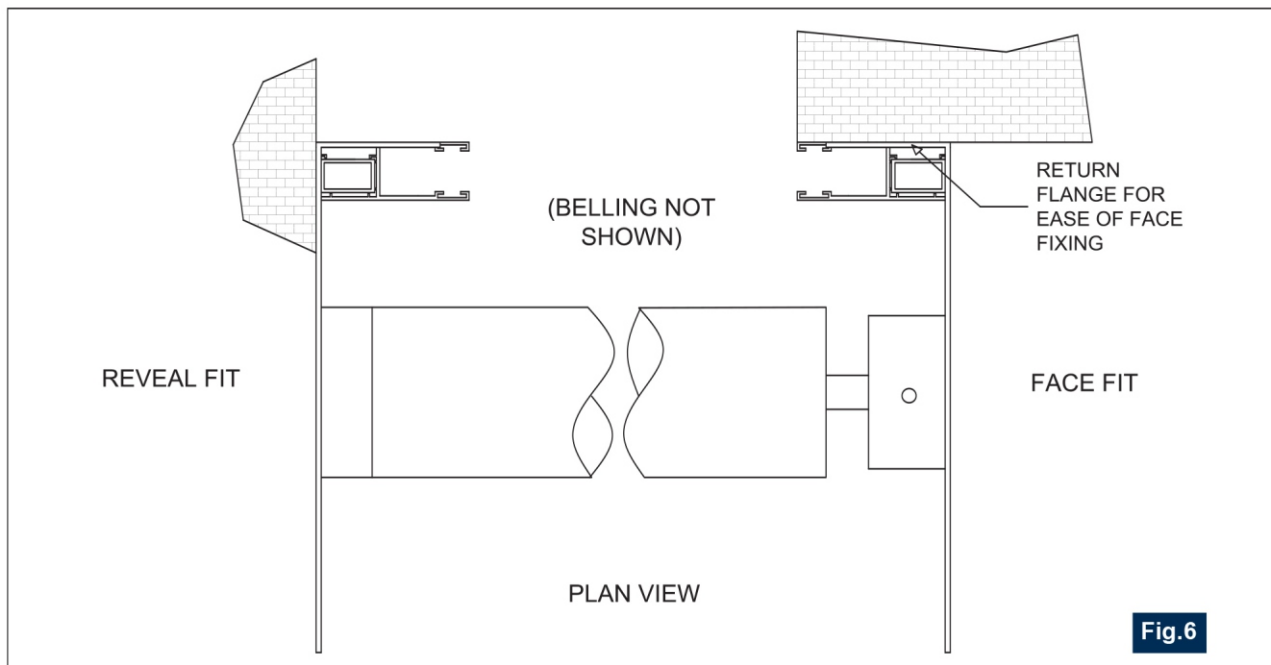
The RSA75 Continental Commercial Roller Shutters are available Manually operated (Spring & Lock), ideal for small openings. As standard the shutter is locked into the down position with Two Point Bottom Lath Lock. Bullet Locks are available at an additional cost.

For larger openings the Continental shutters are electrically operated using a Single Phase tube motor. The tube motors are neat as they are built into the roller shutter barrel and ideal for light usage ie; 3-4 operations per day. The tube motors come with a 5 years manufacturers part warranty. The tube motors are available with a Manual Override which allows the shutters to be operated in the event of a power failure.

The electric roller shutters come as standard with a Toggle Switch for internal, non secure operation. There is the option of External Key Switch, Keypads, Remote Control operation, Smart Phone operation and High Security Tag System.




## Specification





## Colours

### STANDARD COLOURS – FOC

			
Cream RAL 1015	Brown RAL 8014	Black RAL 9005	Brilliant White RAL 9016

### BAND A –

























For complete shutter (or curtain) using a colour listed in the band below.

						
Beige RAL 1001	Oyster White RAL 1013	Gentian Blue RAL 5010	Light Blue RAL 5012	Moss Green RAL 6005	Anthracite RAL 7016	Pale Grey RAL 7035
						
Agate Grey RAL 7038	Chestnut Brown RAL 8015	Chocolate Brown RAL 8017	Grey White RAL 9002	Graphite Black RAL 9011	Grey Beige RAL 1019	White RAL 9010
						
Iron Grey RAL 7011	Graphite Grey RAL 7024	Grey Brown RAL 8019	Traffic Black RAL 9017	Grey Goose BS 00A005	Brown BS 08B29	

### BAND B –

						
Ivory RAL 1014	Oxide Red RAL 3009	Royal Blue RAL 5002	Navy Blue RAL 5011	Pale Blue RAL 5015	Fir Green RAL 6009	Pale Green RAL 6021
						
RAL 9001	Off White RAL 9003	Signal Black RAL 9004	Papyrus White RAL 9018	Sand Yellow RAL 1002	Olive Yellow RAL 1020	Signal Blue RAL 5005
						
Dark Grey RAL 7015	Pale Grey RAL 7047	Clay Brown RAL 8003	Red Brown RAL 8012	Mahogany RAL 8016		
						
Grey Blue RAL 5008	Pigeon Blue RAL 5014	Water Blue RAL 5021	Ochre Brown RAL 8001	Silk Grey RAL 7044		

### BAND C –

						
Green Beige RAL 1000	Dafodil Yellow RAL 1007	Yellow RAL 1018	Signal Orange RAL 2010	Signal Red RAL 3001	Dark Red RAL 3011	Traffic Red RAL 3020
						
May Green RAL 6017	Mint Turquoise RAL 6033	Telegrey RAL 7046	Olive Brown RAL 8008	Ornange brown RAL 8023	Lemon Yellow RAL 1012	Night Blue RAL 5022
						
Dark Blue RAL 5003	Capri Blue RAL 5019	Ocean Blue RAL 5020	Leaf Green RAL 6002	Black Olive RAL 6015		
						
Distant Blue RAL 5023	Rosedale Green RAL 6011	Copper Brown RAL 8004	Beige Brown RAL 8024	Poppy Red BS 04E53		