



Security Direct
property protection

Large Product Range ☐
Competitive Prices ☐
25 years Experience ☐

Traditional Steel Commercial Roller Shutter



SECURITYDIRECT
Specialist Security Solutions

Traditional Steel - RS75



Key Benefits

- Offices, Shop Fronts, Serveries and Car Parks
- Cost effective Roller Shutter
- Medium Security
- Solid Laths as standard
- Optional:- Perforated Laths - 18% Vision, Punched Laths - 25% Vision
- Up to 7m wide openings
- Galvanised Steel
- Single Phase Tube Motor
- Galvanised or Powder Coated White, Brown, Black or Cream as standard
- 2-3 week lead time (Subject to change)



Traditional Steel - RS75

Product Overview

Description

The RS75 Traditional Galvanised Steel Roller is the most popular shutter for Offices and Shops. It's one of the most versatile and cost-effective types of roller shutters, using a Single Phase Tube Motor and goes up to 7m wide. The 75mm curved steel laths, are available in 22G (0.7mm), 20G (0.9mm) and 18G (1.2mm), depending on the size of the roller shutter and the security level required. The laths are also available Solid, Perforated (18% Vision) and Punched (25% Vision).

Common use

Offices, Shop Fronts, Bin Stores and Serveries

Maximum Width

7000mm

Maximum Height

5000mm

Weight

12kgs m/2

Standard Finish

Galvanised or Powder Coated White, Brown, Black or Cream as standard. Other BS or RAL colours are available at an extra cost.


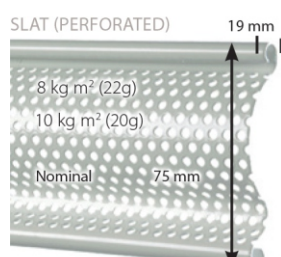

Lead Time

10-15 working days (subject to change)

Specification

CURTAIN SLAT

Single skin 76mm (3") curved steel slat. Wall thickness 0.7mm, 0.9mm, or 1.2mm, depending on overall shutter opening width. Solid laths are standard with the option of Perforated (18% Vision) and Punched (25% Vision) at an additional cost.



Punched Curtain

150 mm x 25 mm regular punched hole with 50 mm space between. Available as brick bond or in line configuration. Provides 25% vision. Not available in a galvanised finish, must be powder coated. Price does not include powder coating. (Priced on clear opening sizes).

*Please note: Punched products must be powder coated



Traditional Steel - RS75

Specification

SHUTTER BOX

Galvanised steel casing & end plates as standard. For external installation or for covering up the roller shutter mechanism, there is the optional fascia and hood at an extra cost. Galvanised finish as standard, powder coating available at an additional cost.

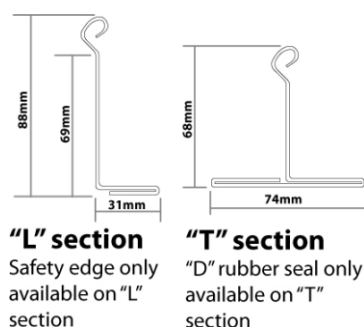
Guide Height (mm) - Plate Size (mm) - (Internal/External Fit)

399	-	250/250
999	-	250/300
2599	-	300/300
2999	-	300/350
3599	-	350/350
3999	-	350/400
5000	-	400/400

* Endplate sizes shown as a guide only and may increase dependent on shutter width.

BOTTOM RAIL

Galvanised steel 'T' shaped bottom rail is provided as standard. The option of an "L" is available when face fixing or need to miss a door handle on one side of the opening. Both the "T" rail and "L" Rail are available with a Rubber Bottom Seal and Safety Edge at an additional cost.



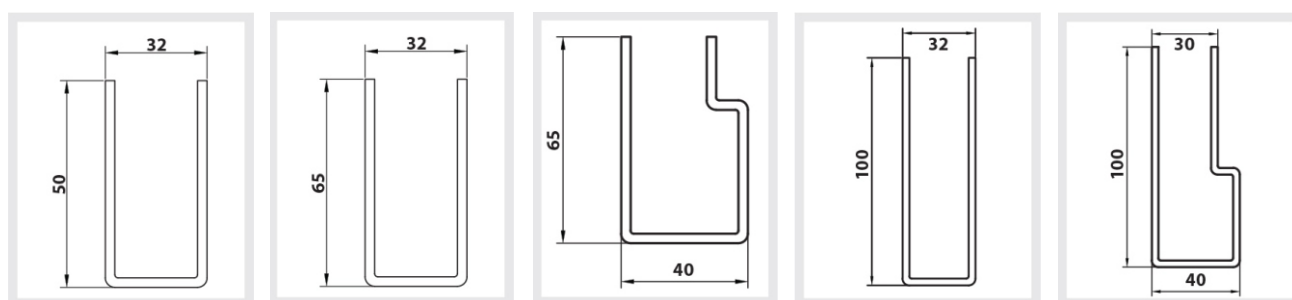


Traditional Steel - RS75

Specification

GUIDE CHANNELS

Galvanised steel “U” channel guides. The guide size varies dependent on application/size, either 50mm, 65mm or 100mm. Windlocking guides available for added security or windy locations. Guide channels are bolted onto angle or box section, depending on the application. Galvanised finish as standard.



OPERATION

The Commercial Steel Roller Shutters are available Manually operated (Spring & Lock), ideal for small openings. As standard the shutter is locked into the down position with Two Point Bottom Lath Lock. Bullet Locks are available at an additional cost.

For larger openings the steel shutters are electrically operated using a Single Phase tube motor. The tube motors are neat as they are built into the roller shutter barrel and ideal for light usage ie; 3-4 operations per day. The tube motors come with a 5 years manufacturers part warranty. The tube motors are available with a Manual Override which allows the shutters to be operated in the event of a power failure.

The electric roller shutters come as standard with a Toggle Switch for internal, non secure operation. There is the option of External Key Switch, Keypads, Remote Control operation, Smart Phone operation and High Security Tag System.

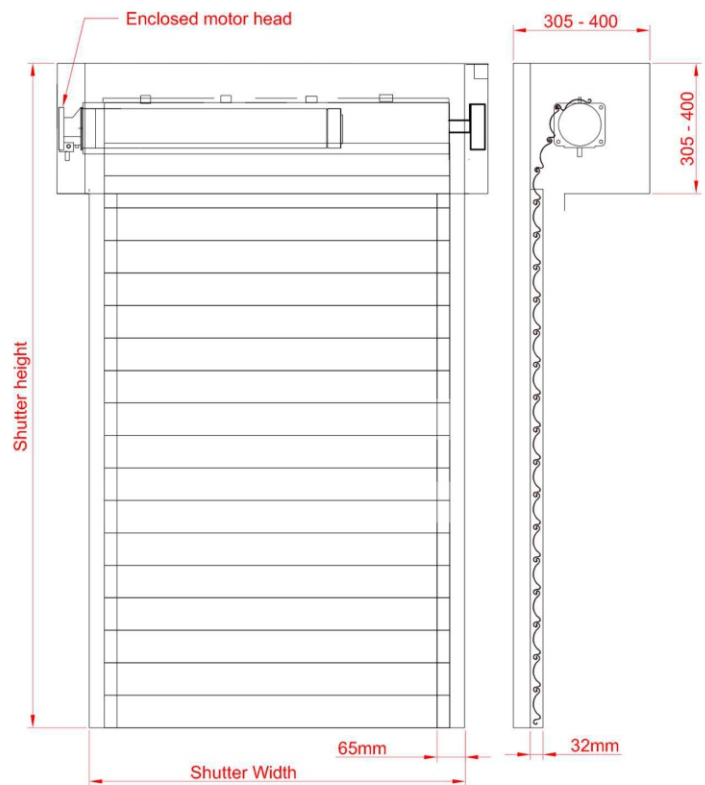
* If the tube motor doesn't go up to the required size or you require more operations per day, then please look at the industrial steel roller shutters.

Traditional Steel - RS75

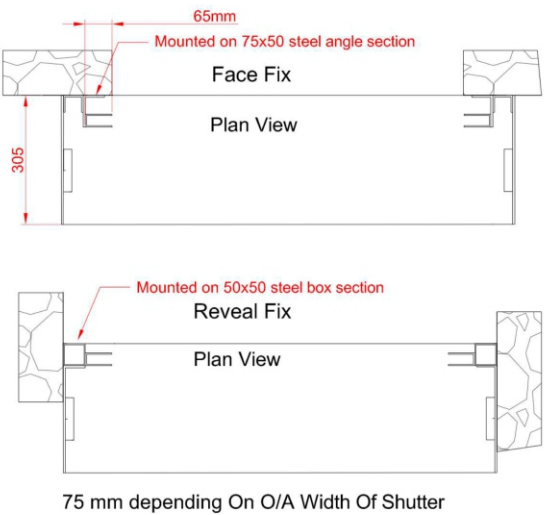


Specification

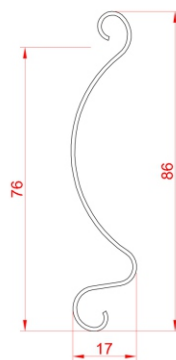
FRONT FACE



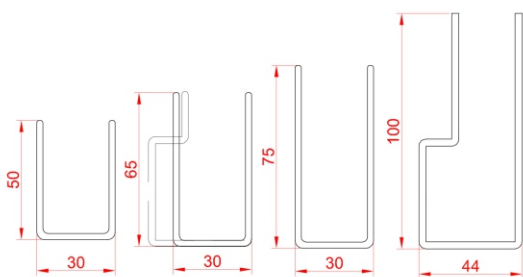
FIXING DETAIL



SLAT PROFILE



GUIDE CHANNELS



Traditional Steel - RS75



Standard Finish



GALVANISED

Powder Coating Colours

Powder Coated and BS or RAL Colour

