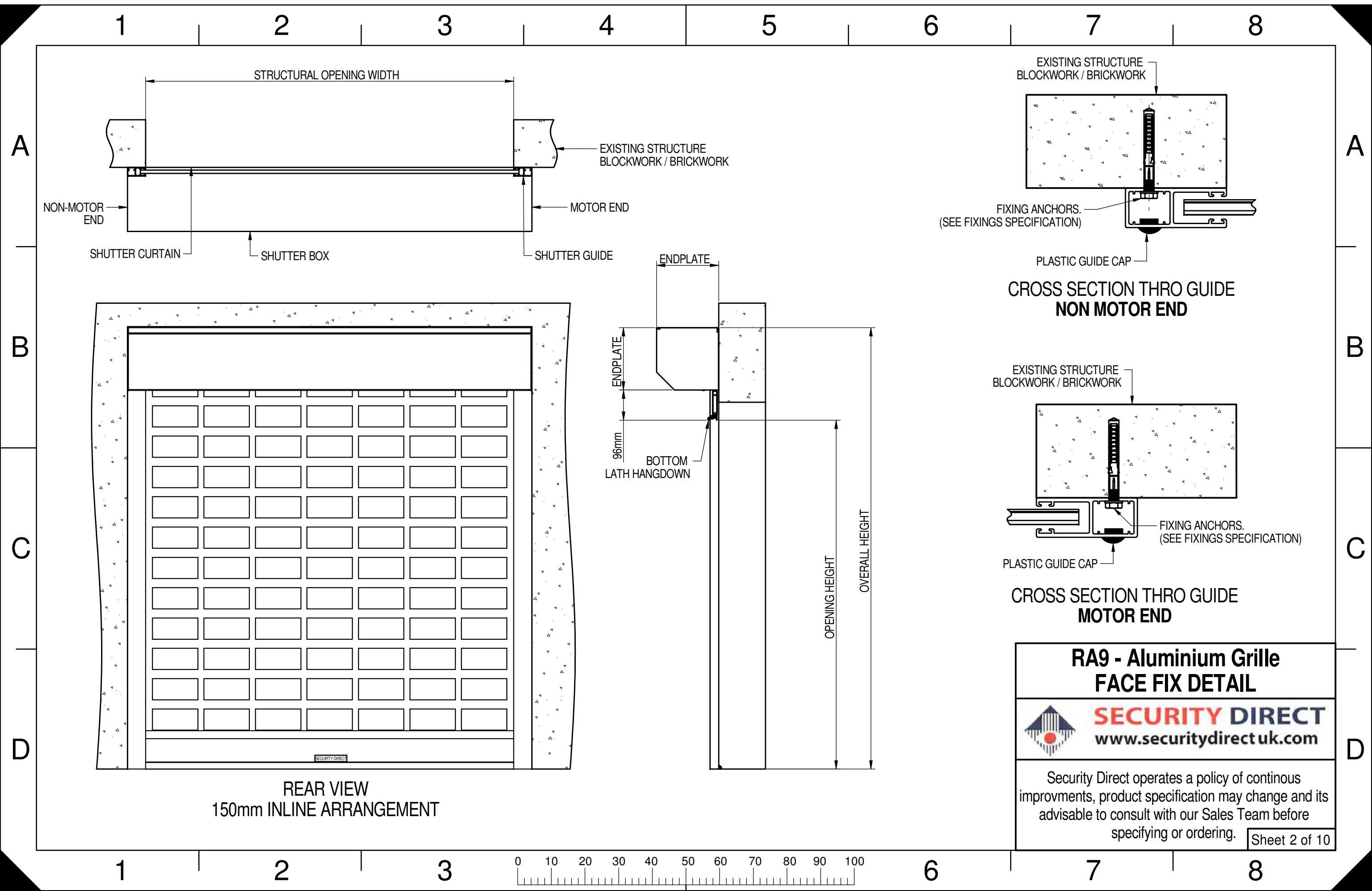


**RA9 - Aluminium Grille
GENERAL ARRANGEMENT**


SECURITY DIRECT
www.securitydirectuk.com

Security Direct operates a policy of continuous improvements, product specification may change and its advisable to consult with our Sales Team before specifying or ordering.

Sheet 1 of 10



REAR VIEW
150mm INLINE ARRANGEMENT

CROSS SECTION THRO GUIDE
NON MOTOR END

CROSS SECTION THRO GUIDE
MOTOR END

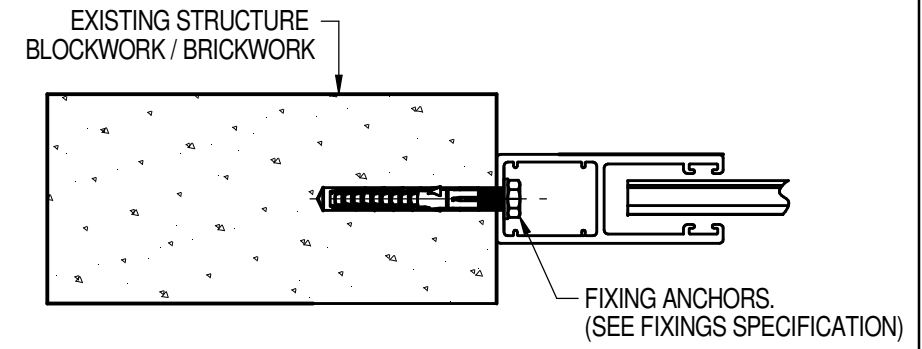
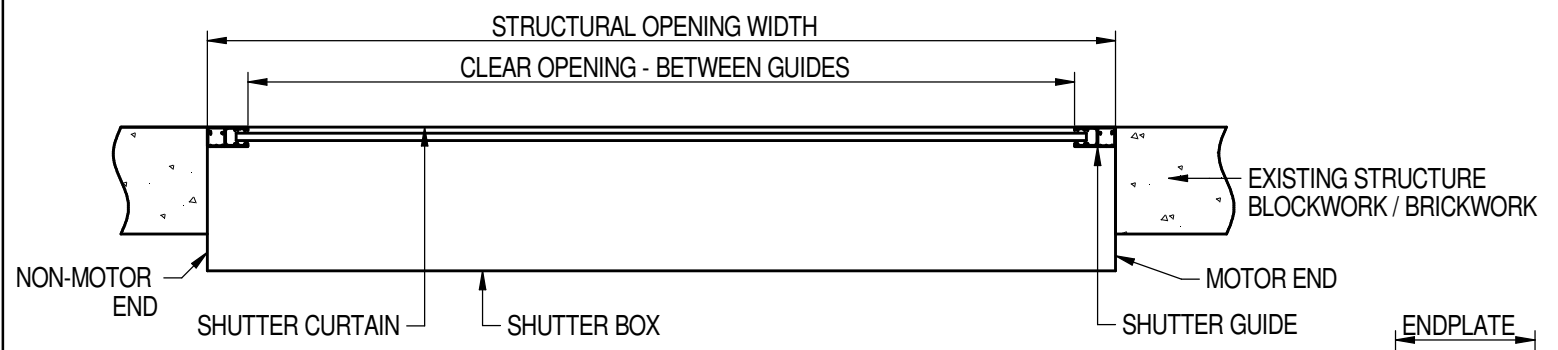
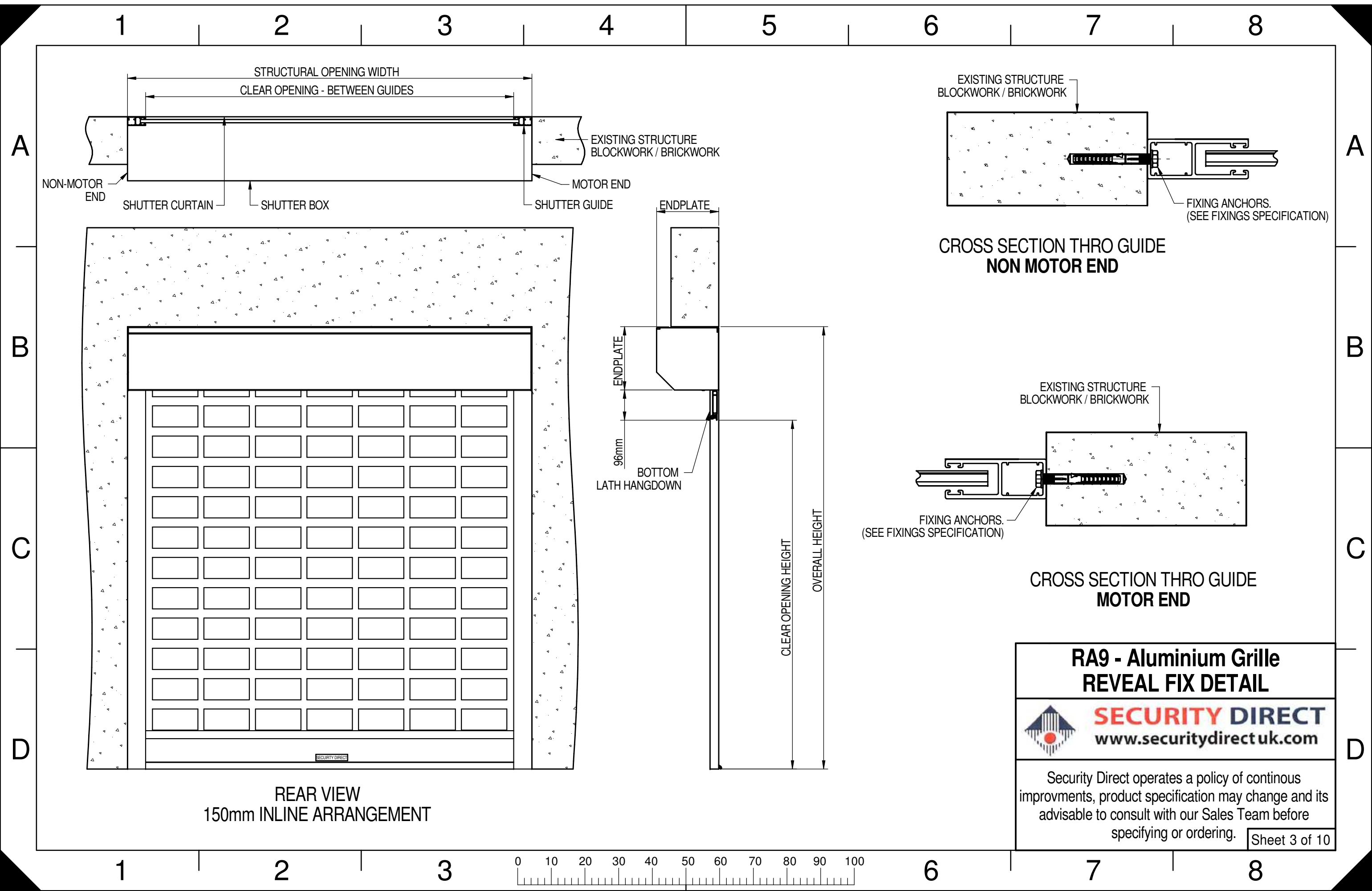
**RA9 - Aluminium Grille
FACE FIX DETAIL**



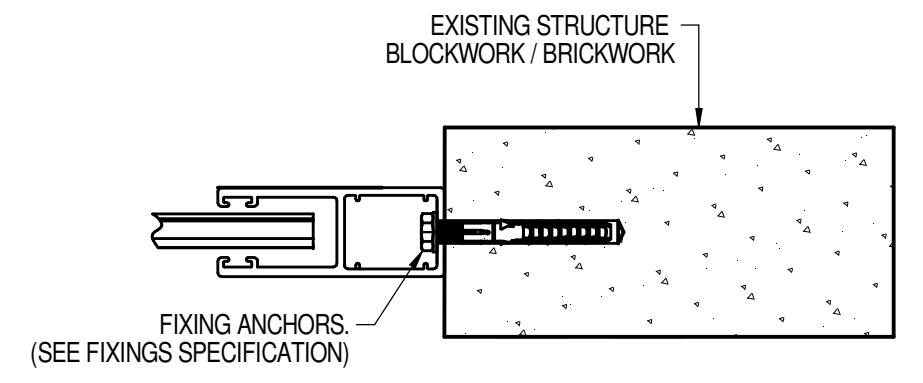
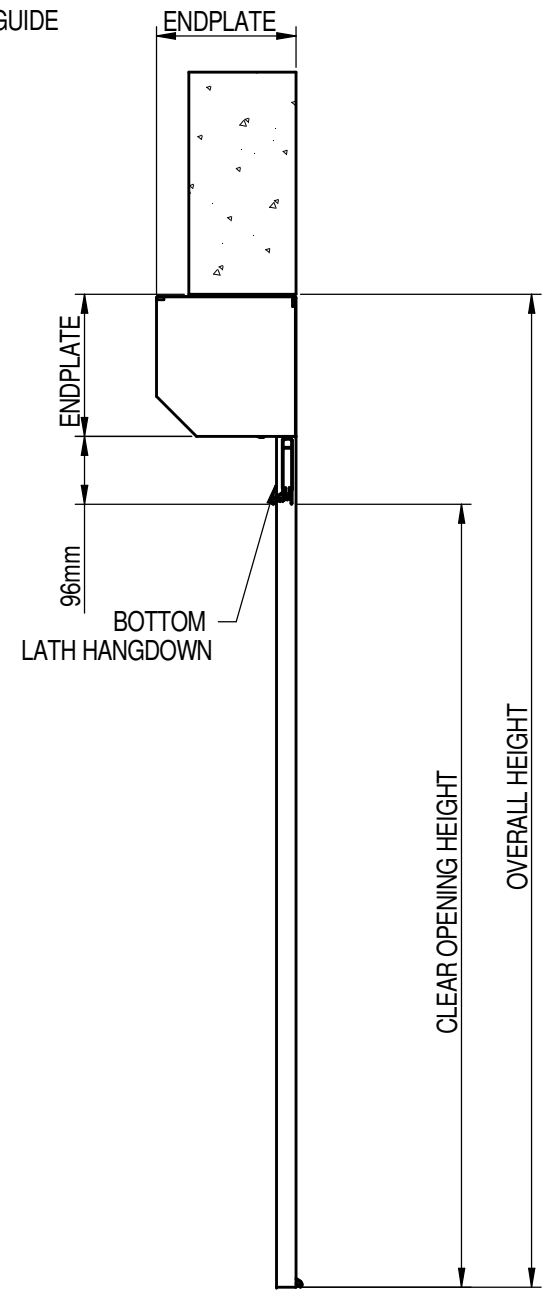
SECURITY DIRECT
www.securitydirectuk.com

Security Direct operates a policy of continuous improvements, product specification may change and its advisable to consult with our Sales Team before specifying or ordering.

Sheet 2 of 10



CROSS SECTION THRO GUIDE
NON MOTOR END



CROSS SECTION THRO GUIDE
MOTOR END

REAR VIEW
150mm INLINE ARRANGEMENT

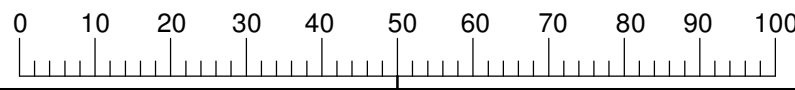
**RA9 - Aluminium Grille
REVEAL FIX DETAIL**

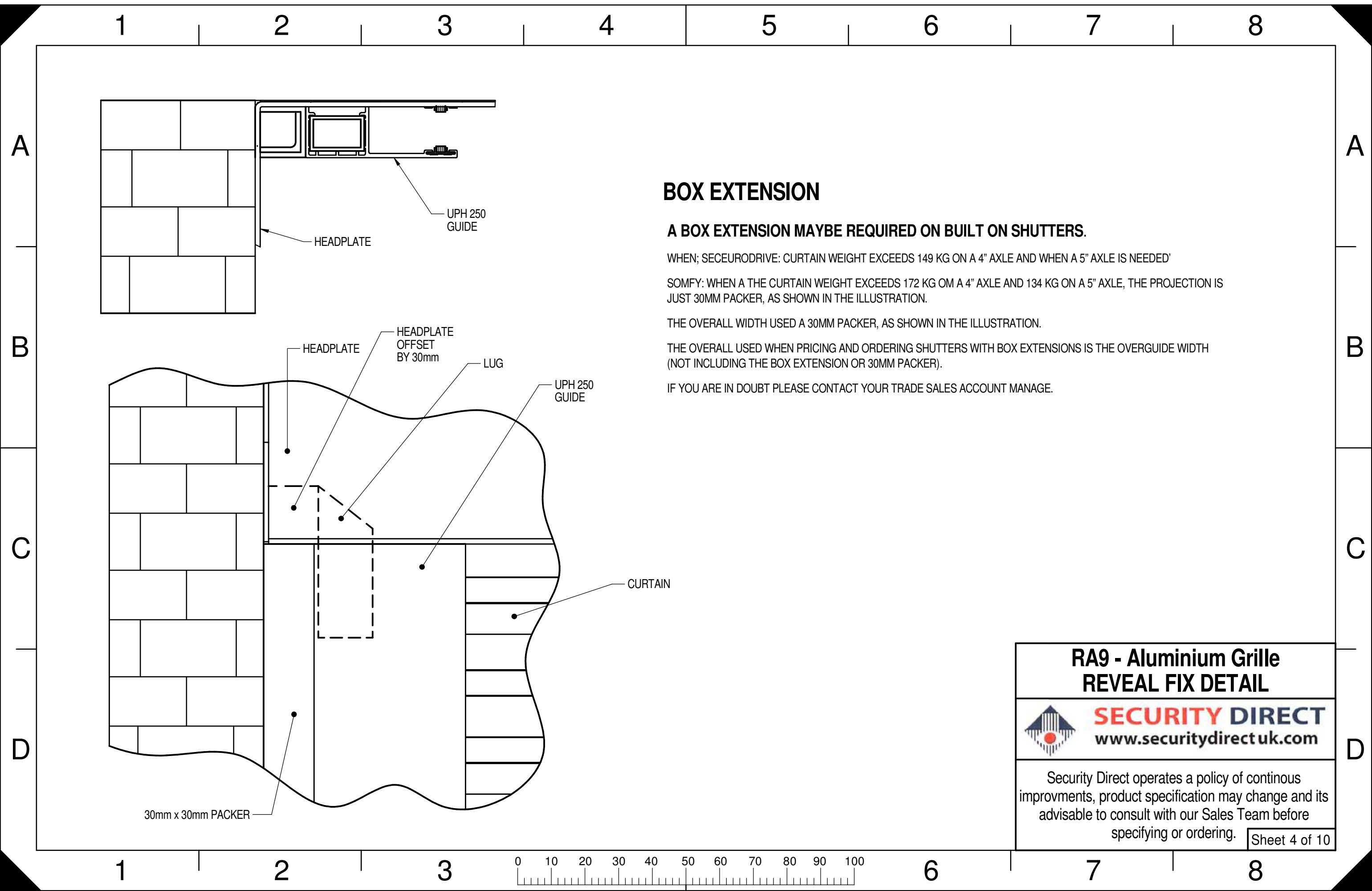


SECURITY DIRECT
www.securitydirectuk.com

Security Direct operates a policy of continuous improvements, product specification may change and its advisable to consult with our Sales Team before specifying or ordering.

Sheet 3 of 10





BOX EXTENSION

A BOX EXTENSION MAYBE REQUIRED ON BUILT ON SHUTTERS.

WHEN; SECEURODRIVE: CURTAIN WEIGHT EXCEEDS 149 KG ON A 4" AXLE AND WHEN A 5" AXLE IS NEEDED'

SOMFY: WHEN A THE CURTAIN WEIGHT EXCEEDS 172 KG OM A 4" AXLE AND 134 KG ON A 5" AXLE, THE PROJECTION IS JUST 30MM PACKER, AS SHOWN IN THE ILLUSTRATION.

THE OVERALL WIDTH USED A 30MM PACKER, AS SHOWN IN THE ILLUSTRATION.

THE OVERALL USED WHEN PRICING AND ORDERING SHUTTERS WITH BOX EXTENSIONS IS THE OVERGUIDE WIDTH (NOT INCLUDING THE BOX EXTENSION OR 30MM PACKER).

IF YOU ARE IN DOUBT PLEASE CONTACT YOUR TRADE SALES ACCOUNT MANAGE.

RA9 - Aluminium Grille REVEAL FIX DETAIL	
	SECURITY DIRECT www.securitydirectuk.com
Security Direct operates a policy of continuous improvements, product specification may change and its advisable to consult with our Sales Team before specifying or ordering.	
Sheet 4 of 10	

1

2

3

4

5

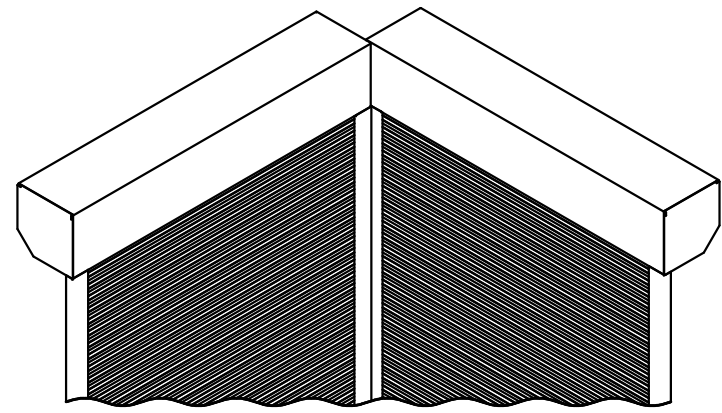
6

7

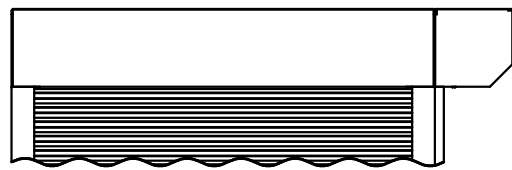
8

A

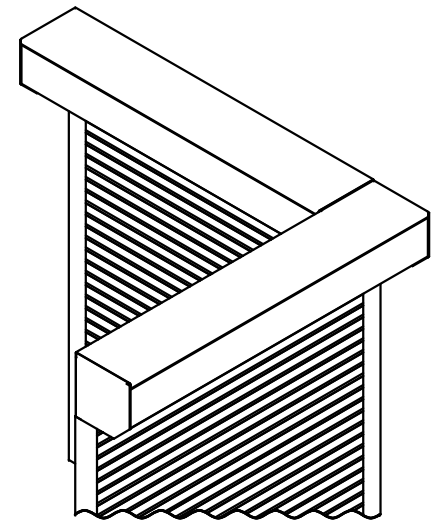
INSIDE




**OPTION 1 :
BOTH BOXES POINT OUTWARDS**



INSIDE



**OPTION 2 :
ONE BOX POINT AND
THE OTHER POINTS OUTWARDS**



B

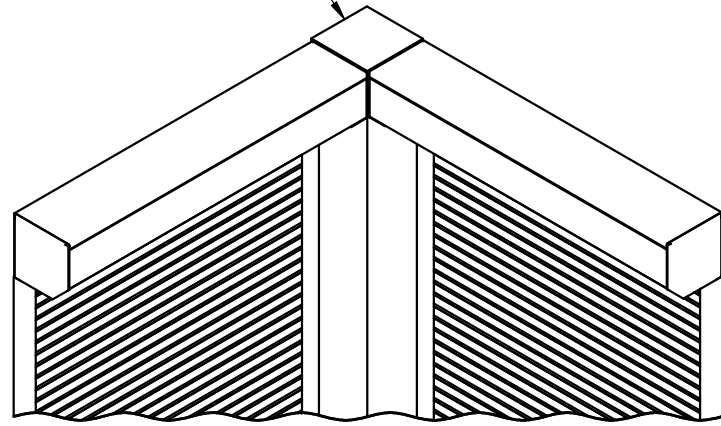
A

B

C

INSIDE

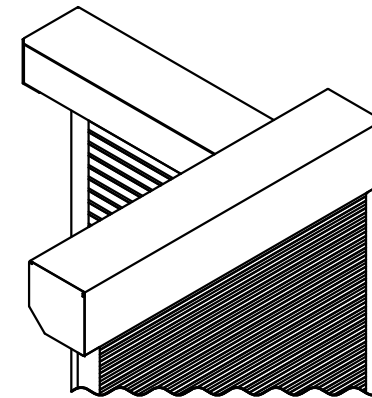
CORNER POST - SAME SIZE AS THE SHUTTER BOX



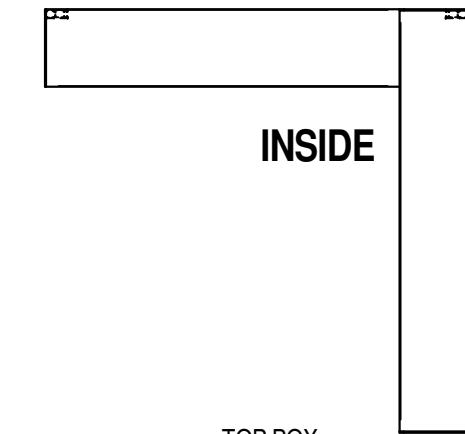
**OPTION 3 :
BOTH BOXES POINT INWARDS -
NEED A CORNER POST THE
DEPTH OF THE SHUTTER BOX**



INSIDE



**OPTION 4 :
ONE BOX STEPPED ABOVE THE OTHER**



TOP BOX

BOTTOM BOX

D

C

D

**RA9 - Aluminium Grille
CORNER FIXING DETAIL**




SECURITY DIRECT
www.securitydirectuk.com

Security Direct operates a policy of continuous improvements, product specification may change and its advisable to consult with our Sales Team before specifying or ordering.

1

2

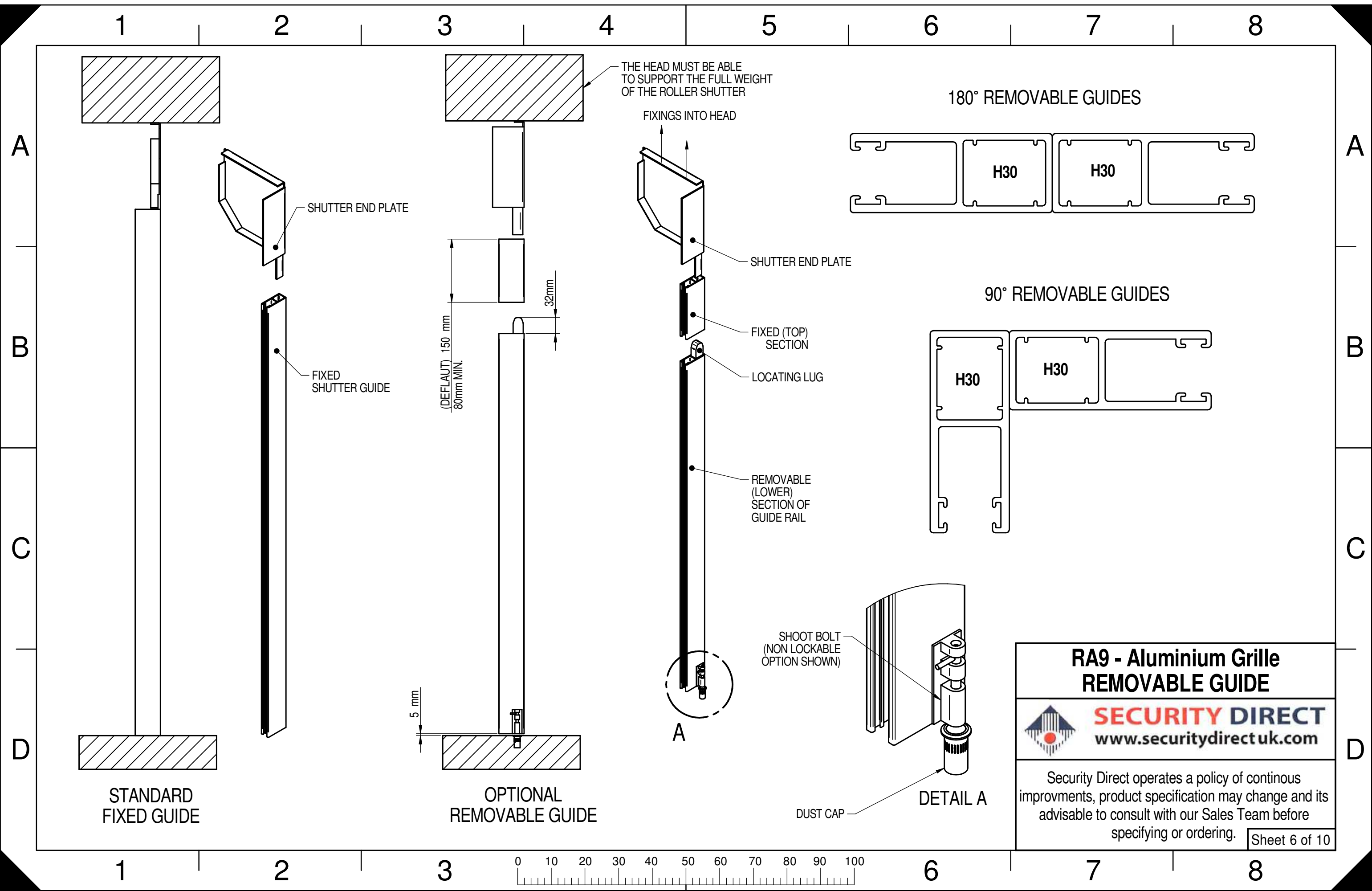
3



6

7

8



**RA9 - Aluminium Grille
REMOVABLE GUIDE**


SECURITY DIRECT
www.securitydirectuk.com

Security Direct operates a policy of continuous improvements, product specification may change and its advisable to consult with our Sales Team before specifying or ordering.

Sheet 6 of 10

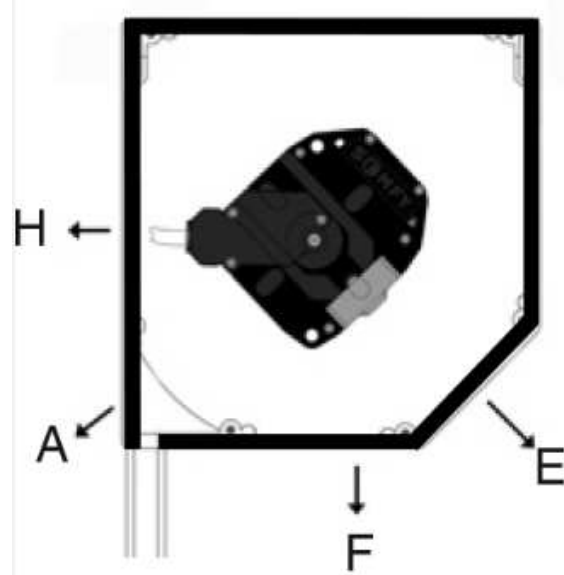
MANUAL OVERRIDE FACILITY

IF A MANUAL OVERRIDE IS REQUIRED FOR USE IN THE EVENT OF POWER FAILURE THIS MUST BE SPECIFIED AT THE TIME OF ORDERING.
 THERE IS A CHOICE OF TECHNICAL SOLUTIONS FOR THE HANDLE MECHANISM WHICH OPERATES THE OVERRIDE, PRINCIPALLY DEPENDENT UPON WHETHER THE SHUTTER IS INSTALLED INTERNALLY OR EXTERNALLY AND WHETHER THE OVERRIDE IS TO OPERATE FROM INSIDE OR OUTSIDE THE BUILDING.
 OVERRIDE LOCKS AND THE LOW LEVEL EXTERNAL OVERRIDE ARE AVAILABLE AT A SURCHARGE.
 ALL SPECIFICATIONS REFER TO A 205mm BOX OR LARGER.
 WHEN A SHUTTER IS INSTALLED OVER AN EXIT WHICH WOULD BE THE ONLY MEANS OF AN ESCAPE IN AN EMERGENCY, IT IS A LEGAL REQUIREMENT TO INSTALL AN OVERRIDE ON THE INSIDE.
 THE LATEST GENERATION OF LOW LEVEL EXTERNAL OVERRIDES CAN NOW BE OPERATED FROM BOTH THE INSIDE AND OUTSIDE TO SATISFY THIS LEGAL REQUIREMENT.

USE OF MANUAL OVERRIDE SHUTTERS:

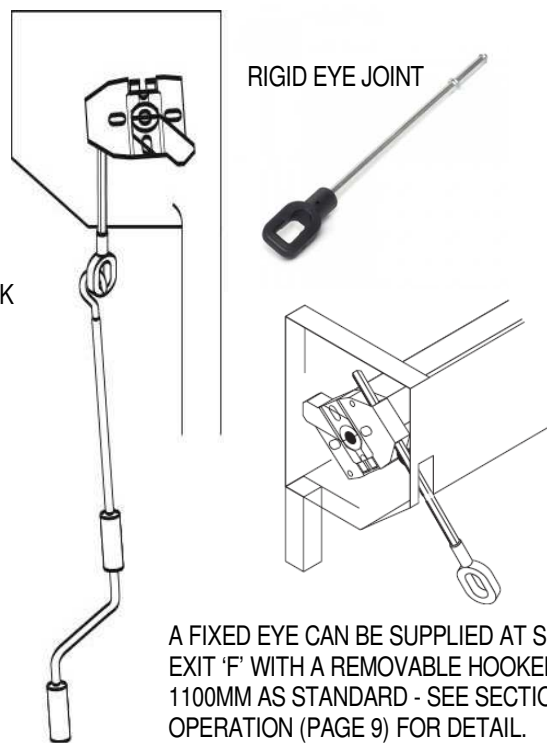
CLEAR INSTRUCTION MUST BE GIVEN TO USERS ON THE MANUAL OVERRIDE WINDING DIRECTION TO RAISE THE SHUTTER. WINDING THE SHUTTER DOWNWARDS BEYOND THE NORMAL STOP POINT WILL DAMAGE THE SHUTTER.

EXIT POINTS



NOT ALL EXIT OPTIONS WILL BE POSSIBLE ON CERTAIN SHUTTERS.

INTERNALLY FITTED SHUTTER WITH INTERNAL OVERRIDE



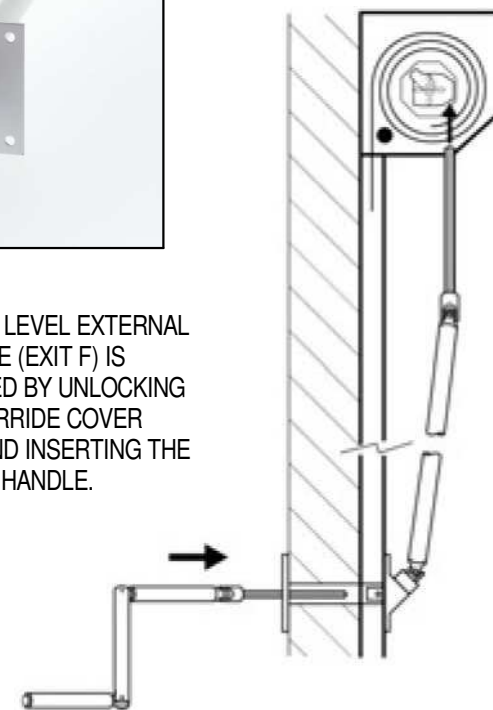
A FIXED EYE CAN BE SUPPLIED AT SHUTTER BOX EXIT 'F' WITH A REMOVABLE HOOKED HANDLE OF 1100MM AS STANDARD - SEE SECTION ON CRANK OPERATION (PAGE 9) FOR DETAIL.
 ALTERNATIVELY A FIXED 45° JOINT CRANK HANDLE CAN BE SUPPLIED AT BOX EXIT 'E' OR 'F'

WINDING HANDLE



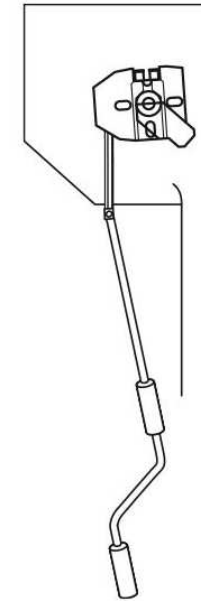
THE LOW LEVEL EXTERNAL OVERRIDE (EXIT F) IS OPERATED BY UNLOCKING THE OVERRIDE COVER PLATE AND INSERTING THE WINDING HANDLE.

INTERNALLY FITTED SHUTTER WITH EXTERNAL OVERRIDE



INTERNALLY FITTED SHUTTER WITH EXTERNAL OVERRIDE

A REMOVABLE 45° JOINT CRANK HANDLE IS INSERTED INTO THE MOTOR. THE EXIT HOLE IS FILLED WITH AN 18MM COVER CAP OR LOCKABLE OVERRIDE COVER. ONLY AVAILABLE ON SHUTTER BOX EXIT 'F' OR 'E' FOR 205mm BOX OR BIGGER.



45° CRANK



A LOCKABLE COVERPLATE OPTION.

DROP EYE JOINT

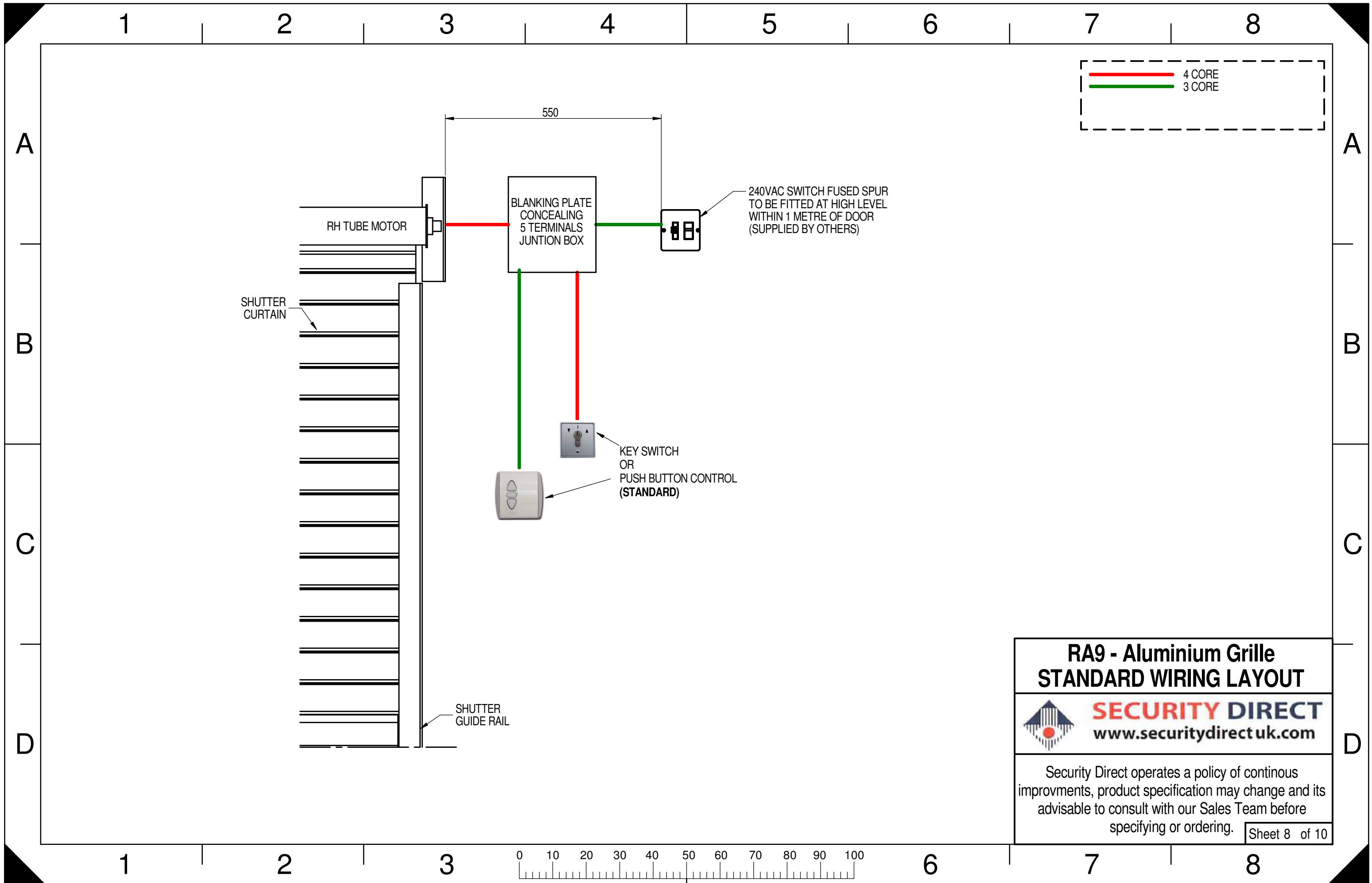


RA9 - Aluminium Grille MANUAL OVERRIDE



SECURITY DIRECT
www.securitydirectuk.com

Security Direct operates a policy of continuous improvements, product specification may change and its advisable to consult with our Sales Team before specifying or ordering.

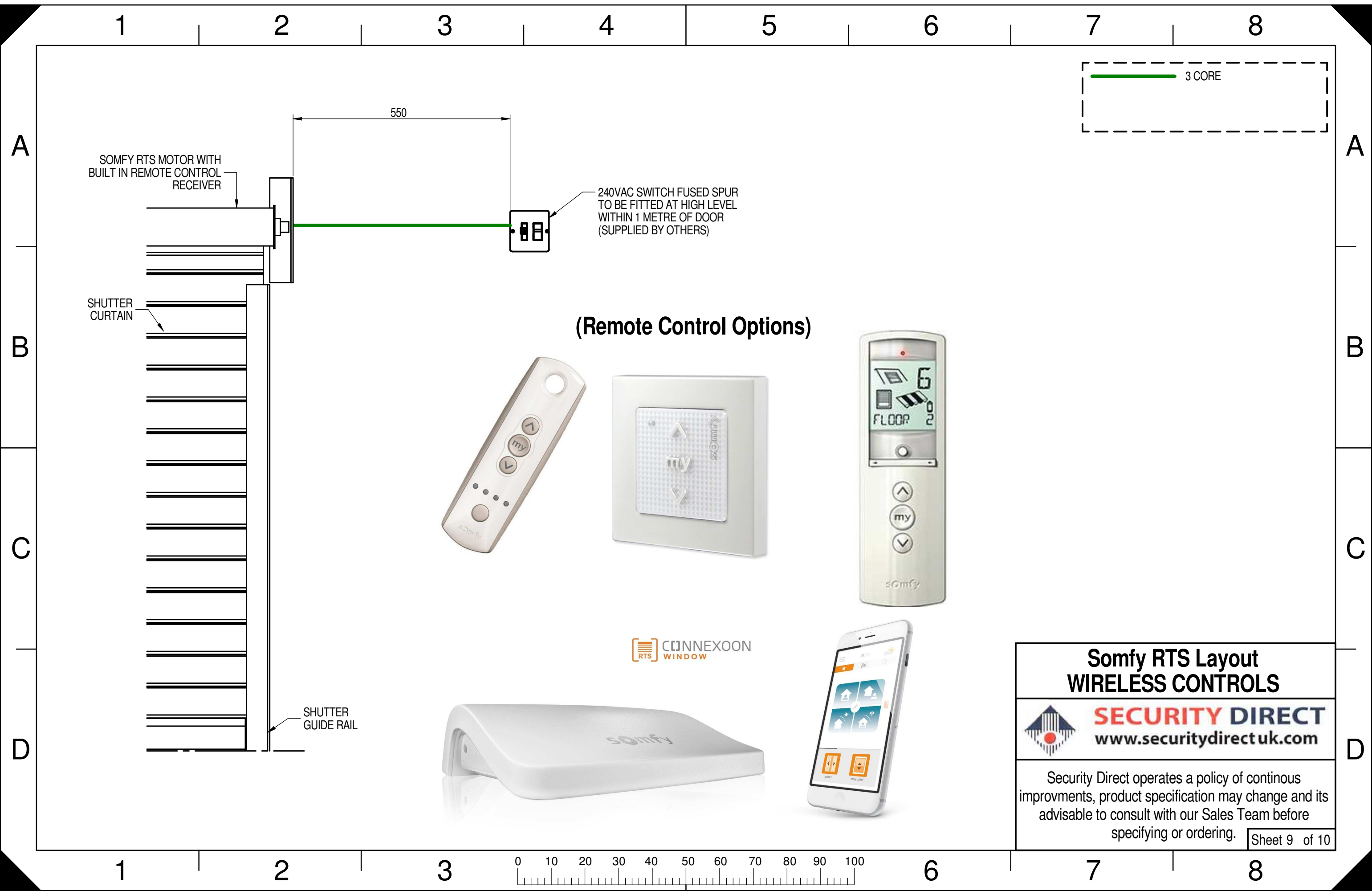


**RA9 - Aluminium Grille
STANDARD WIRING LAYOUT**



SECURITY DIRECT
www.securitydirectuk.com

Security Direct operates a policy of continuous improvements, product specification may change and its advisable to consult with our Sales Team before specifying or ordering.

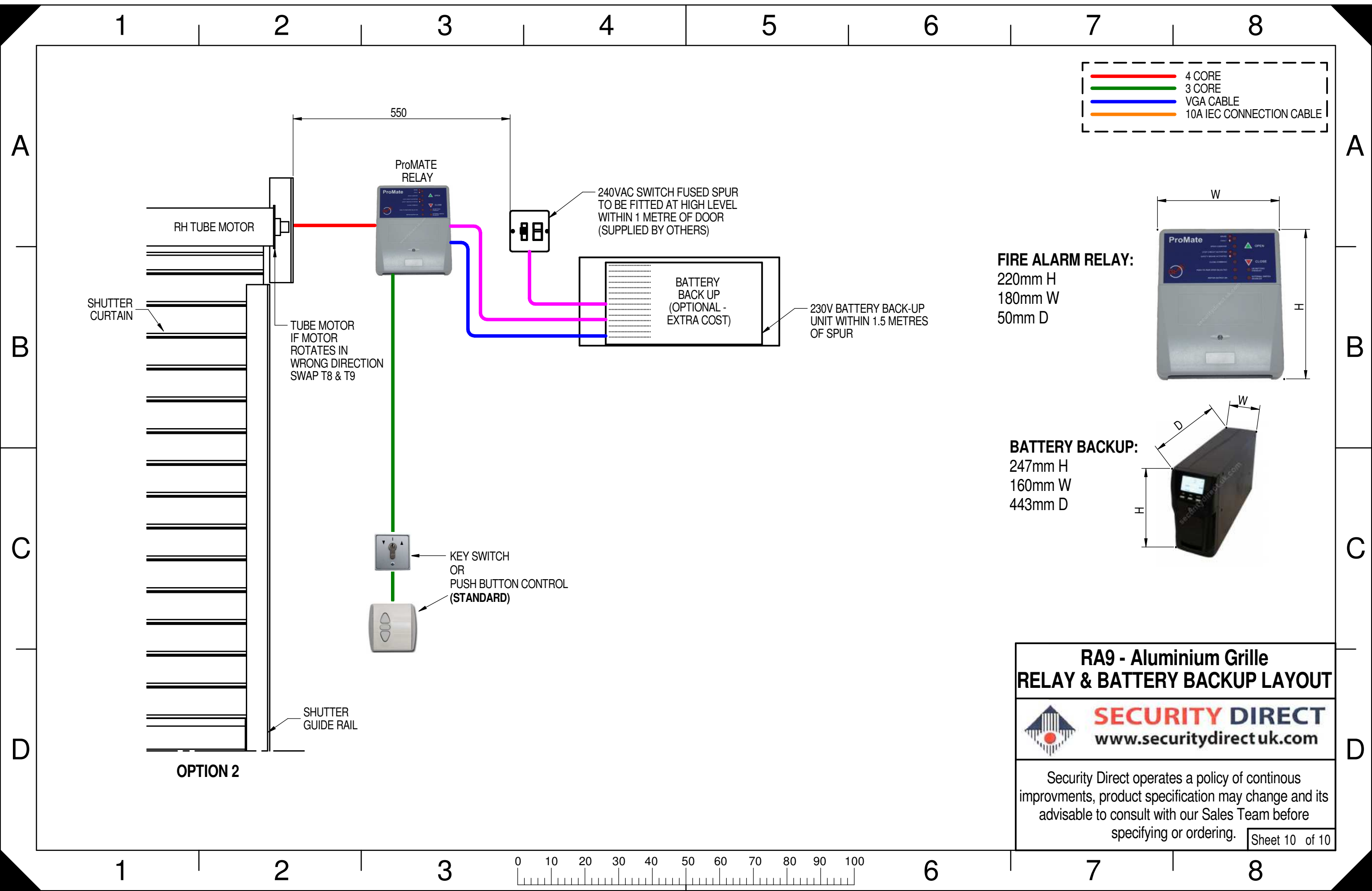


**Somfy RTS Layout
WIRELESS CONTROLS**

 **SECURITY DIRECT**
www.securitydirectuk.com

Security Direct operates a policy of continuous improvements, product specification may change and its advisable to consult with our Sales Team before specifying or ordering.

Sheet 9 of 10



- 4 CORE
- 3 CORE
- VGA CABLE
- 10A IEC CONNECTION CABLE

FIRE ALARM RELAY:
 220mm H
 180mm W
 50mm D



BATTERY BACKUP:
 247mm H
 160mm W
 443mm D



**RA9 - Aluminium Grille
 RELAY & BATTERY BACKUP LAYOUT**



SECURITY DIRECT
www.securitydirectuk.com

Security Direct operates a policy of continuous improvements, product specification may change and its advisable to consult with our Sales Team before specifying or ordering.