



Security Direct
property protection

- Large Product Range ✓
- Competitive Prices ✓
- 25 years Experience ✓

Insulated Industrial Roller Shutter Doors



SECURITY DIRECT
www.securitydirectuk.com

Industrial Shutters - Insulated



Key Benefits

- Warehouses, Loading Bays, Air Craft Hangers
- Insulated Laths for Sound and Heat Insulation
- High Security
- Solid Laths as standard
- Optional:- Vision Laths
- Up to 12m wide
- Galvanised Steel
- Manual - Chain, Single Phase and 3 Phase Industrial Motors
- Galvanised as standard
- 3 week lead time (Subject to change)

Industrial Shutters - Insulated



Product Overview

Description

The Insulated Roller Shutters Doors are ideal when you need Heat or Sound Insulation. The laths are manufactured using a Twin Walled steel lath, with insulation between the skins. The insulation laths provide a higher level of security and are also used when high speed motors are required. The laths come in a 77mm, 95mm and 100mm high lath profile, depending on the size of the opening. The laths are also available with vision windows, ideal for Pedestrian and Vehicle traffic.

Common use

Industrial, Loading Bays, Warehouses, Air Craft Hangers

Maximum Width

12000mm

Maximum Area

72m²

Weight

21kgs m/2

Standard Finish

Galvanised as standard. Powder Coated BS or RAL colours are available at an extra cost.

Lead Time

15 working days (subject to change)

Industrial Shutters - Insulated



Specification

CURTAIN SLAT

The Galvanised Steel Laths are Double skin, Insulated for Heat and Sound Insulation. Punched Window Laths are an additional cost. Galvanised finish as standard, powder coating available at an additional cost.


75mm High Lath

- Heat Transmission - 4.01 W/M2K)
- Max Width - 6000mm
- Max Area - 20m2
- Manual Chain Operated
- Tube Motor and Industrial Motors



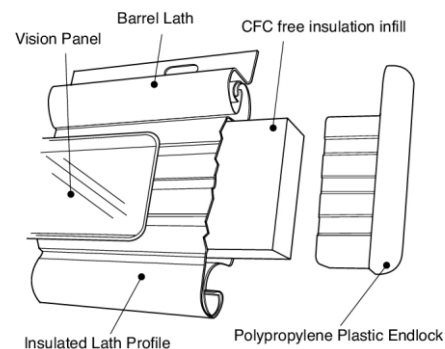
95mm High Lath

- Heat Transmission - 3.9 W/M2K)
- Acoustic Reduction rating of 27dB
- Wind Class 3
- Max Width - 7000mm
- Max Area - 49m2
- Single and 3 Phase Operation
- Vision Laths available



100mm High Lath

- Heat Transmission - 1.5 W/M2K)
- Wind Class 5
- Max Width - 12000mm
- Max Area - 72m2
- Available 3 Phase Operation
- Vision Laths available



Industrial Shutters - Insulated

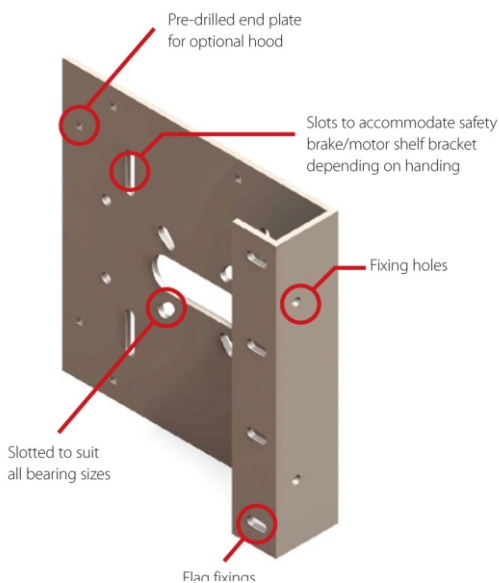


Specification

SHUTTER BOX

Galvanised steel casing & end plates as standard. For external installation or for covering up the roller shutter mechanism, there is the optional fascia and hood at an extra cost. Galvanised finish as standard, powder coating available at an additional cost.

Universal, Laser-cut, Folded End Plate



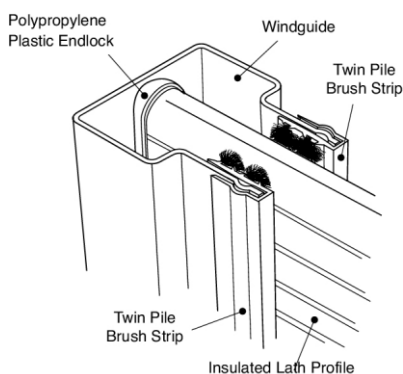
GUIDE RAILS

Insulated Industrial Roller Shutter Guides are supplied with galvanised steel guide angle as standard. The angle can be inset or outset if preferred, this must be clearly stated on your order. The thickness of angle varies as below;

77mm Insulated Laths - 95mm Guide with 75mm x 50mm Galvanised Steel Angle

95mm Insulated Laths - 80mm Guide with Brush Seals with 100mm x 50mm Galvanised Steel Angle

100mm Insulated Laths - 80mm Guide with Brush Seals with 100mm x 50mm Galvanised Steel Angle



Industrial Shutters - Insulated



Specification

OPERATION

The 77mm Insulated Roller is available Manually Chain operated, ideal when no power is available. For smaller openings or for very low usage, we can use a single phase tube motor which is neatly fitted inside the shutter barrel.

Generally Industrial Roller Shutters are fitted with Single (240V) or 3 Phase (415V) Industrial Motors. These motors are designed for medium to high usage. They can be fitted with an Inboard Chain Drive, which is used for Reveal Fixing and is only suitable for Low to Medium use.

Where possible we use the Direct Drive motors that are bolted onto the endplates. The Direct Drive motors are Heavier Duty, more reliable and operate quicker. As standard, all Industrial Motors come with a Chain Override and Push Button Station. They come with a 1 Year Manufacturer's Warranty.

We mainly use GFA motors as they are German made, very reliable and easy to maintain. We can use Ellard and Link motors if you the customer prefers. GFA 3 Phase motors are very Heavy Duty, they allow from 10 to 40 operation per hour and they also operate at a high RPM. As standard the motors come with a Chain Override. We can get a 3 phase motor to suit most requirements, including High Usage, High Speed and Hazardous Environments. All GFA motors come with a 2 Year Manufacturer Warranty.

The Industrial roller shutters come as standard with a Push Button Station for internal, non secure operation. There is the option of External Key Switch, Keypads, Remote Control, Presence and Motion Detection for Vehicles/Pedestrians.

We also have a large range of Safety Devices for the industrial doors, depending on the application. Options include Safety Edge, Photo Cells, Light Grilles, Trap Sensors and Lazer Sensors.


Industrial Shutters - Insulated



Colours - Extra Cost

BAND A -

For complete shutter (or curtain) using a colour listed in the band below.



BAND B -



BAND C -

